

RESOLUTION 2009-11

**A RESOLUTION OF THE CITY COUNCIL OF THE CITY OF
BELL GARDENS, CALIFORNIA ADOPTING A UNIFORM
SCHEDULE OF FEES**

WHEREAS, in order to determine the amount of the fees to charge for various services provided by the City of Bell Gardens ("City"), each City Department calculated the costs reasonably borne in providing said services;

WHEREAS, the City Council desires to establish a Uniform Schedule of Fees for City services equal to or less than the cost to the City to provide said services; and

WHEREAS, justification for the proposed fees is supported by information assembled and computed by City Departments and compiled in a report entitled Uniform Schedule of Fees, which is available in the City Clerk's Office.

WHEREAS, the City Council shall adopt the same or revised Uniform Schedule of Fees each year as part of the annual budget process;

NOW, THEREFORE, BE IT RESOLVED by the City Council of the City as follows:

SECTION 1. That the justification of costs reasonably borne in support of the proposed fees, is set forth in the aforementioned report entitled Uniform Schedule of Fees, which is available for review in the City Clerk's Office.


SECTION 2. That the Uniform Schedule of Fees, which is set forth in Exhibit "A" attached to this Resolution, is hereby approved.


SECTION 3. The City Clerk shall attest to the passage and adoption of this Resolution and it shall become effective

APPROVED AND ADOPTED this 8th day of June, 2009.


PRISCILLA FLORES, MAYOR

APPROVED AS TO FORM:


Arnold M. Alvarez-Glasman, City Attorney

ATTEST

Vida Barone, Interim City Clerk

STATE OF CALIFORNIA)
COUNTY OF LOS ANGELES) **SS**
CITY OF BELL GARDENS)


I, the undersigned, hereby certify that the foregoing Resolution No. 09-11 was duly adopted by the City of Bell Gardens City Council at their regular meeting of June 8, 2009 by the following vote:

AYES: Mayor Flores, Mayor Pro Tem Rodriguez; Councilmembers Infanzon and Aceituno.

NOES: Councilmember Crespo

ABSTAIN:

ABSENT:



Vida Barone, Interim City Clerk

Uniform Schedule of Fees (Exhibit "A")

Section 1 – City Clerk	Current Fee	Actual Cost to City	Proposed Fee
Copies (Physical Duplication of Disclosable Public Records)	\$.10/per page	\$2/per page	\$.25/per page
Passport Fee (to the City)	\$30		set by department of state
Audiocassette (Duplication)	\$3	\$12	\$8
Videocassette (Duplication)	\$6	\$20	\$12
DVD (Duplication)	\$6	\$20	\$10
Section 2 – Finance	Current Fee	Actual Cost to City	Proposed Fee
Annual Budget Report	\$30	\$36.58	\$36
Annual Financial Report	\$0	\$35	\$35
Non-sufficient funds	\$3.25		set by industry standards

Section 3 – Public Works

	Current Permit Fee	Proposed Permit Fee	Actual Cost to City	Current Inspection Fee	Proposed Inspection Fee	Actual Cost to City
Encroachment	\$ 15.00	\$ 40.00	\$56.25	n/a	n/a	n/a
Miscellaneous	\$ 15.00	\$ 40.00	\$56.25	n/a	n/a	n/a
Curb & Gutter	\$ 15.00	\$ 40.00	\$56.25	\$ 40.00	\$1.40 per L F	\$ 150.00
Sidewalk	\$ 15.00	\$ 40.00	\$56.25	\$ 45.00	\$1.35 per S F	\$ 150.00
Residential Driveway	\$ 15.00	\$ 40.00	\$56.25	\$ 30.00	\$ 150.00	\$ 150.00
Commercial Driveway	\$ 15.00	\$ 40.00	\$56.25	\$ 60.00	\$ 200.00	\$ 225.00
Handicap Ramp	\$ 15.00	\$ 40.00	\$56.25	\$ 45.00	\$ 150.00	\$ 150.00
Curb Drain	\$ 15.00	\$ 40.00	\$ 56.25	\$ 25.00	\$ 105.00	\$ 112.50
Parkway Culvert Drain	\$ 15.00	\$ 40.00	\$ 56.25	\$ 60.00	\$ 150.00	\$ 150.00
Dumpster Construction	\$ 15.00	\$ 40.00	\$ 56.25	\$ 30.00	\$150.00	\$ 150.00
Service Cuts	\$ 15.00	\$ 40.00	\$ 56.25	\$ 60.00	\$ 100.00	\$ 112.50
Utility Main	\$ 25.00	\$ 50.00	\$ 75.00	\$1 per SF	\$1.50 per SF	\$ 300.00
Newsrack	\$ 25.00	\$ 40.00	\$ 56.25	\$ -	\$12 per rack	\$ 18.75
Newsrack Removal	\$ -	\$30 + \$12 per rack	\$ 56.25	\$ -	\$12 per rack	\$ 18.75

Where inspection fees are charged on linear foot or square feet basis, a minimum fee is required based on minimum cost to City for small projects.

Franchise utilities that pay an annual franchise fee to the City are exempt from the linear and square footage formula and will be invoiced on inspections based on City's cost.

Franchise utilities that pay an annual franchise fee to the City are exempt from the additional service cuts permit fee but will still be required to apply and pay for an encroachment permit fee as appropriate.

Applicants shall be responsible for any additional costs established by L.A. County.

Section 4 – Planning	Current Fee	Actual Cost to City	Proposed Fee
Business License Zoning Compliance Form	\$0	\$72.05	\$72
Special Use Permit			
• For Profit	\$0	\$136.79	\$136
• BG NonProfit (501C3)	\$0		\$100 *
Firework Permits	\$35		\$150
ABC Forms	\$0	\$32.08	\$32
DMV Forms	\$0	\$32.80	\$32
Conditional Use Permit	\$206	\$3,465.13	\$450
Conditional Use Permit (ABC)	\$0	\$4,003.48	\$900
Conditional Use Permit (Microwave Station)	\$0	\$4,003.48	\$900
Variance	\$206	\$3,465.13	\$450
Site Plan Review			
• Type 1 (Plot Plan)	\$0		\$25
• Type 2 (Admin. Approval)	\$0		\$50
• Type 3 (PC/C.C. Approval)	\$25	\$3,276.02	\$200
General Plan Amendment	\$0	\$4,403.48	\$750
Zone Change	\$295	\$4,403.48	\$750
Specific Plan	\$0	\$4,403.48	\$750
Appeals	\$50	\$2,380.90	\$150
Film Permits	\$0	\$671.38	\$500 plus \$1,500 refundable deposit
Tentative Tract Map	\$50 plus \$8 per lot	\$5,069.68	\$750 plus City Engineer fees- Not to exceed \$8,500
Tentative Parcel Map	\$25 plus \$3 per lot	\$4,669.68	\$500 plus City Engineer fees- Not to exceed \$5,000
Lot Line Adjustment/Lot Merger by Certificate of Compliance	\$0	\$791.37	\$500 plus City Engineer fees- Not to exceed \$5,000
Radius Map (500' & 700') & Labels	\$0	\$302	\$302

Notice of Exemption/Categorical Exemption	\$50	\$318.24	\$150
Checklist/Negative Declaration	\$50	\$1038.65	\$500
15 day banner	\$0	\$83.94	\$25
30 day banner	\$0	\$83.94	\$50

MND/EIR (City to act as lead agency but cost shall be paid by developer)

***Fees may be waived by City Manager/Assistant City Manager by completing the form that is to be attached to the application.**

Applicants shall be responsible for any additional costs established by L.A. County Recordors/Clerks Office, Department of Fish and Game and L.A. County Fire Department.

Section 5 – Business License	Current Fee	Proposed Fee
Solicitor’s License	\$100 per person	\$100 per person
Card Club	\$20,000 quarterly	\$20,000 quarterly
Gardener’s license	\$15 per person	\$15 per person
Auto Wrecker	\$100	\$100
Laundromat License	\$200 per year	\$200 per year
Rubbish Collection Trucks	\$100 per truck	\$100 per truck
Tavern/Beer Bar (no dancing)	\$150 annually	\$150 annually
Tavern/Beer Bar w/dancing	\$300 annually	\$300 annually
Trailer Park	1-10 units \$25 +\$1 for each add.	\$1-10 units \$25 +\$1 for each add.
Movie Theatre	\$100	\$100
Massage Technician	\$250 first year/ \$50 annual renewal	\$250 first year/ \$50 annual renewal
Billiard Table	\$50 +\$5 each additional table	\$50 +\$5 each additional table
Carnival, Circus, Rodeo	\$100 per day	\$100 per day
Amusement Arcade	\$100	\$100

General License	\$50-\$200	\$150-\$400max or 1% of gross inc	\$10 each emp. \$5/first emp \$5 there after
Outside Contractor	\$50 annual \$15 quarterly	\$150 annual \$50 quarterly	
Inside Contractor	\$50 annual	\$150 annual	
Rental Units	\$15 annual	\$50/10 units	\$5/unit there after
Temporary License/booth	\$15 per booth	\$50 per booth	
Seasonal Sales/Holiday Temp. Lic.	\$15 per lot	\$200 per lot	
Vending Machine	\$25 per machine	\$50 per machine	
Coin-Game Skill Machine	\$125 per machine	\$200 per machine	
Coin-Kiddie Rides	\$10 per machine	\$35 per machine	
Deliveries/truck	\$25 per vehicle	\$75 per vehicle	
Film Permits	\$100 per day	\$200 per day	
Firework Business License	\$15 per booth	\$50 per booth	

Business license fees have been based on attorney costs as well as staff time and postage and have been compared to surrounding cities. Business license fees are considered a revenue generating source to the General Fund.

Applicants shall be responsible for Building and Safety fees established by L.A. County.

Section 6 – Police Department

Code	Description	Current Fee	Proposed Fee
001	Red Zone	\$45	\$55
002	Green Zone	\$45	\$55
003	White Zone	\$45	\$55
004	Yellow Zone	\$45	\$55
005	1 hr limit	\$45	\$55
006	2 hr limit	\$45	\$55
007	Street sweeping	\$45	\$55
008	Park prohibited	\$45	\$55
009	No alley parking	\$45	\$55
010	72 hr parking	\$45	\$55
015	Repair, wash, grease	\$45	\$55
017	No truck parking	\$45	\$55
018	Maint. of restricted parking	\$45	\$55
019	Parking in front yard	\$45	\$55

025	Expired registration	\$52	\$62
026	Current tabs not displayed	\$45	\$55
029	Angle parking	\$45	\$55
030	Not parked between marking	\$45	\$55
031	Parked for demonstration	\$45	\$55
033	Parking in parkway	\$45	\$55
034	Parking on private property	\$45	\$55
035	Parking in front of fire hydrant	\$45	\$55
036	Parking on wrong side of road	\$45	\$55
037	Temp. parking restrictions	\$45	\$55
038	Parking restriction muni lots	\$45	\$55
039	Bus loading zone	\$45	\$55
040	Temp. restrictions removal	\$45	\$55
045	Removal of ignition key	\$45	\$55
046	Parallel park 18" from curb	\$45	\$55
047	Parked within intersection	\$45	\$55
048	Parked on or at crosswalk	\$45	\$55
049	Parked adjacent to safety zone	\$45	\$55
050	Parked blocking driveway	\$45	\$55
051	Parked on or across sidewalk	\$45	\$55
052	Double parking	\$45	\$55
053	Parking in posted bus zone	\$45	\$55
054	Parking white curb area	\$45	\$55
055	Front license plate missing	\$45	\$55
056	Rear license plate missing	\$45	\$55
060	Improper positioning of license	\$45	\$55
061	Parking on public grounds	\$45	\$55
062	Fire hydrant on private property	\$45	\$55
063	Fuel tank cap missing	\$45	\$55
065	Parked on roadway	\$45	\$55
067	No stopping standing parking	\$52	\$62
068	Parking near sidewalk access	\$45	\$55
070	Prevent access to fire hydrant	\$45	\$55
075	Unattached trailer	\$100	\$110
077	Vehicle on sidewalk	\$45	\$55
078	Vehicles exceed 6000 lbs.	\$120	\$130
079	Abandonment prohibited	\$52	\$62
081	Comm. vehicles on private	\$45	\$55
127	Handicapped Parked	\$275	\$285
128	Obstructing space for disabled	\$275	\$285
129	Altered license plate	\$58	\$68

	Current Fee	Actual Cost to City	Proposed Fee
Alarm Applications	\$0	\$50	\$50
Alarm Application renewal	\$0	\$25	\$25
First Response on Alarm	\$0	\$50	\$0
Second response	\$0	\$50	\$50
Third response	\$0	\$50	\$50
Fourth response	\$45	\$50	\$50
(and all additional)			

Clearance letter	\$15	\$15	\$15
Citation Copy	\$10	\$10	\$10
Traffic Collision	\$25	\$25	\$25
Ticket Sign off	\$10	\$22	\$22
Vehicle Release Impound/Storage	\$100	\$270	\$270
Vehicle Release DUI	\$250	\$390	\$390
Crime Reports	\$10	\$25	\$25
Repo Vehicle notices	\$15	\$15	\$15
Disturbance/Party Calls (1 st Response)	\$0		set by ordinance
Disturbance/Party Calls (additional responses)	\$0		set by ordinance
Disturbance/Party Calls (Monthly Maximum)	\$0		set by ordinance
Copy of Photos/CD	\$0	\$30	\$30
Audio/Video reproductions	\$50	\$50	\$50
Statistical research	\$30	\$30	\$30
Witness Testimony Fees (Pertains to all City employees)	\$170	\$280	\$280
Film location security			(minimum of 2 officers @ \$70 per hour)

Bicycle Casino	Current Fee	Actual Cost to City	Proposed Fee
New Applicants	\$75	\$75	\$75
Lost Badges	\$25	\$25	\$25
Damaged Badges	\$0	\$25	\$25
Name Change	\$25	\$25	\$25
Badge Renewal Fee	\$25	\$25	\$25
Yearly Point Holders	\$100	\$100	\$100
LLD	\$176	\$176	\$176
LLD Bi-Annual Renewal	\$75	\$75	\$75

Section 7 - Recreation and Community Services

A. Recreational Facility Hourly Rental Fees

Group 1 : B.G.-Based Public/Non-Profit Organization

(No commercial sponsorship or co-sponsorship)

Group 2 : Private Ball Gardens Resident

(No commercial sponsorship or co-sponsorship)

Group 3 : Private Bell Gardens Business

(No commercial sponsorship or co-sponsorship)

Group 4 : Other Groups or Individuals (This group **ONLY** applies to **Field Usage**)

FACILITY	HOURLY CHARGE			Description of Costs	Average Total Cost to City
	Current	Proposed Weekday	Proposed Weekend & Holidays		
<u>Ross Hall Auditorium</u>					
Group 1 & 2	\$20	\$30	\$30	\$10 hr for Rec staff on site	
Group 3	\$25	\$40	\$35	\$57 hr Maintenance \$15 Administrative per rental	\$569
<u>Meeting Room</u>					
Group 1 & 2	\$15	\$20	\$20	\$10 hr for Rec staff on site	
Group 3	\$15	\$30	\$25	\$15 hr Maintenance \$15 Administrative per rental	\$150
<u>Mutli-Purpose Room</u>					
Group 1 & 2	\$15	\$20	\$20	\$10 hr for Rec staff on site	
Group 3	\$15	\$30	\$25	\$15 hr Maintenance \$15 Administrative per rental	\$150
<u>Picnic Shelters (8am-Dusk)</u>					
Group 1 & 2	\$30	\$80	\$40	\$15 hr Maintenance	
Group 3	\$40	\$100	\$50	\$10 hr Rec Staff On Site \$15 Administrative per rental	\$115
<u>NYC Picnic Shelter</u>	N/A	N/A	N/A	\$350/day (10am-6pm) \$30 hr Maintenance(minimum 4hrs) \$20 hr for Rec Staff On Site	\$275

B. Deposits & Additional Fees/Deposits-No proposed changes

Expected attendance: up to 50 people (51-100 People/Capacity)

If damages exceed damage deposit additional fees may be applied

Room/Facility	Damage Deposit	Cleaning Fee		
Ross Hall Auditorium	\$300* (\$350**/\$400***)	\$100 (\$150/\$200)	No Proposed changes	
Meeting Room	\$100	\$100 (50 person capacity)		
Multi-Purpose Room	\$100 (\$150)	\$50 (\$75)		
Picnic Shelters	\$75 (\$100/\$150)	\$50 (NYC Shelter\$100)		
Additional Fees				
Equipment Set-up Fee	\$50(\$100/\$150)		\$12 hr for equipment set-up (minimum 4hrs)	\$48 per event
Jumper on Premises	\$40		Based on average cost in surrounding cities(\$103 per permit)	
Community Gardens	.10cents per square foot(Round off to nearest dollar)		Based on average cost in surrounding cities (.46cents per sq/ft)	

Fees for additional equipment

- Table \$10/ea
- Chairs \$1/ea
- Podium \$50
- Projection Screen \$50

Recommended fees will cover equipment maintenance costs

C. Bell Gardens /Softball Field

Sport's Facilities Usage Fees: Hourly and Daily rates do not include field light usage or fiels preparation fee. The facilities will be utilized for City programs however, upon availability, the City may from time to time grant a special use permit for field usage. Such permit shall be granted at the sole discretion of the Recreation and Community Services Director with concurrence from the Assistance City Manager or City Manager. All user groups will be responsible for contracting and payment of their game officials.

SPORTS FACILITIES

CHARGE

	Current	Proposed Weekday	Proposed Weekend	Description of Costs	Average Per Hour/Per Rental Cost to City
<u>BGSC Baseball/Softball Field (8am-10pm)</u>	Hourly/Daily	Hourly/Daily	(8am-8pm)	Hourly fees as described below: Daily fees = Hourly x 10	
Group 1 & 2	\$25/300	\$30/300	\$40/400	\$27 per hr /rec staff on site	\$57+ \$15 Admin Fee
Group 3	\$35/420	\$40/400	\$50/500	\$20 per hr /PW staff on site	
Group 4	\$40/480	\$50/500	\$60/600	\$10 maint. per hr of operation	
				\$15 Adminsitrative per rental	

BGSC Synthetic Turf Soccer

Group 1 & 2	\$35/420	\$40/400	\$50/500	\$27 per hr /rec staff on site	
Group 3	\$45/540	\$50/500	\$60/600	\$20 per hr /PW staff on site	\$57+ \$15 Admin Fee
Group 4	\$50/600	\$60/600	\$70/700	\$10 maint. per hr of operation	
				\$15 Administrative per rental	

BGSC Natural Soccer

Group 1 & 2	\$25/300	\$40/400	\$50/500	\$27 per hr /rec staff on site	
Group 3	\$35/420	\$50/500	\$60/600	\$20 per hr /PW staff on site	\$57+ \$15 Admin Fee
Group 4	\$40/480	\$60/600	\$70/700	\$10 maint. per hr of operation	
				\$15 Administrative per rental	

Ford Park

Basketball Gym

Group 1 & 2	\$15	\$30/300	\$40/400	\$9 per hr /rec staff on site	
Group 3	\$20	\$40/400	\$50/500	\$18 per day to clean	
Group 4	\$35	\$50/500	\$60/600	\$5 maint. supplies per day	
				\$15 Administrative per rental	

BGVP Baseball/Softball Field

Group 1 & 2	\$15/180	\$20/200	\$30/300	\$9 per hr /rec staff on site	
Group 3	\$20/240	\$30/300	\$40/400	\$20 per day to clean/PW	
Group 4	\$25/300	\$40/400	\$50/500	\$15 Administrative per rental	

BGVP Tennis Courts

Group 1 & 2	\$15/180	\$20/200	\$30/300	\$9 per hr /rec staff on site	
Group 3	\$20/240	\$30/300	\$40/400	\$20 per day to clean/PW	
Group 4	\$25/300	\$40/400	\$50/500	\$15 Administrative per rental	

BGVP Basketball Courts

Group 1 & 2	\$15/180	\$20/200	\$30/300	\$9 per hr /rec staff on site	
Group 3	\$20/240	\$30/300	\$40/400	\$20 per day to clean/PW	
Group 4	\$25/300	\$40/400	\$50/500	\$15 Administrative per rental	

	Current	Proposed	
Light Usage	\$15	\$15 per hour per field	67% to run 33% sched & maint
Soccer Field Preparation	\$20	\$40 per field per day	50% materials 50% staff

Baseball Field Preparation	\$20	\$30 per field	67% supp & mat. 33% staff
Each additional Field	\$20	\$20 per field	50% materials 50% staff

D. Deposits & Additional Fees

# of Persons	Clean-Up deposit	Damage Deposit	Special Venue	
			Current	Proposed
Base Rate(up to 50 persons)	\$150	\$300	0	\$100
50-100	\$200	\$400	0	\$250
101-250	\$250	\$500	0	\$500
251-500	\$500	\$1,000	\$500	\$1,000
501-1000****	\$1,000	\$2,000	\$1,000	\$1,500
1001-capacity*****	\$1,500	\$3,000	\$1,000	\$2,000

Special Venue fees are charged to organizations such as Major League Soccer and other large organizations that utilize our facilities for practices.

All items are required to be paid by permitted groups (8) City business days in advance. Any additional items requested by department will be charged accordingly. Usage of a City facility may require evidence of sufficient insurance or purchase of liability insurance.

Amplified Sound Registration	(Must file a special use permit with Community Development)
Security Personnel	(Ross Hall) *Current Rate (minimum 1)
	(Ross Hall) **Current Rate (minimum 2)
	(Ross Hall) ***Current Rate (minimum 3)
	(Sports Ctr) ****Current Rate (minimum 5)
	(Sports Ctr) *****Current Rate (minimum 10)
*City Maintenance Personnel	\$20/hour per person (minimum 2)
**City Maintenance Personnel	\$20/hour per person (minimum 4)
*Portable Restroom Unit	\$100/Current Rate (minimum 4)
**Portable Restroom Unit	\$100/Current Rate (minimum 4)
*Additional Recreation Staff	\$10/hour per person (minimum 5)
**Additional Recreation Staff	\$10/hour per person (minimum 10)

Dog license fee	Current Fee	Proposed Fee
Unaltered	\$20	\$30
Unaltered Senior	\$10	\$20
Altered	\$10	\$15
Altered Senior	\$2	\$10
Late Penalty	50%	50%